

Get Office 2021 for FREE without a product key

As you know, in the past fourteen years, all Microsoft Office version numbers were named according to a simple arithmetic sequence that has a difference of 3 between each one since Office 2007. Notwithstanding the rule, a new version of Microsoft productivity suite was released on October 5th succeeding Office 2019 and its official name is Office 2021, not Office 2022. Surely you will be curious to know what is new in this version that makes them change the naming convention of their product. Is it worth upgrading your old productivity suite? Let's make it clear right now.

Contents

[What's new in Office 2021](#)

[Download and install Office 2021](#)

[Activate Office 2021 for FREE using KMS client key](#)

[Method 1: Running CMD commands manually](#)

[Method 2: Using my pre-written batch script](#)

What's new in Office 2021

There are quite a few new features added to this 2021 version. You will have a new dark mode, realtime co-authoring, editing tools, functions, motion graphics, improved features, and so much more. Just check out the official article [here](#) for more details. Now I am still using Office 2019 because new things in version 2021 are not enough to convince me to upgrade to it. Perhaps I will consider it again in the future but not now.


Download and install Office 2021

First, make sure that the operating system version you are running is Windows 10 or later before you get started. There is no way to install Office 2021 on Windows 8 or earlier.

Just [go here](#) to get the official download link from Microsoft. The size of the IMG file is 4.2 GB. Double click on the file to mount it to a virtual drive on your PC once the download is complete. Then follow the instructions of the Setup Wizard to **install Office 2021 on your Windows**.



Allow office 2021 installer makes changes to your device



Installing Microsoft Office 2021

This might take a while, please wait.

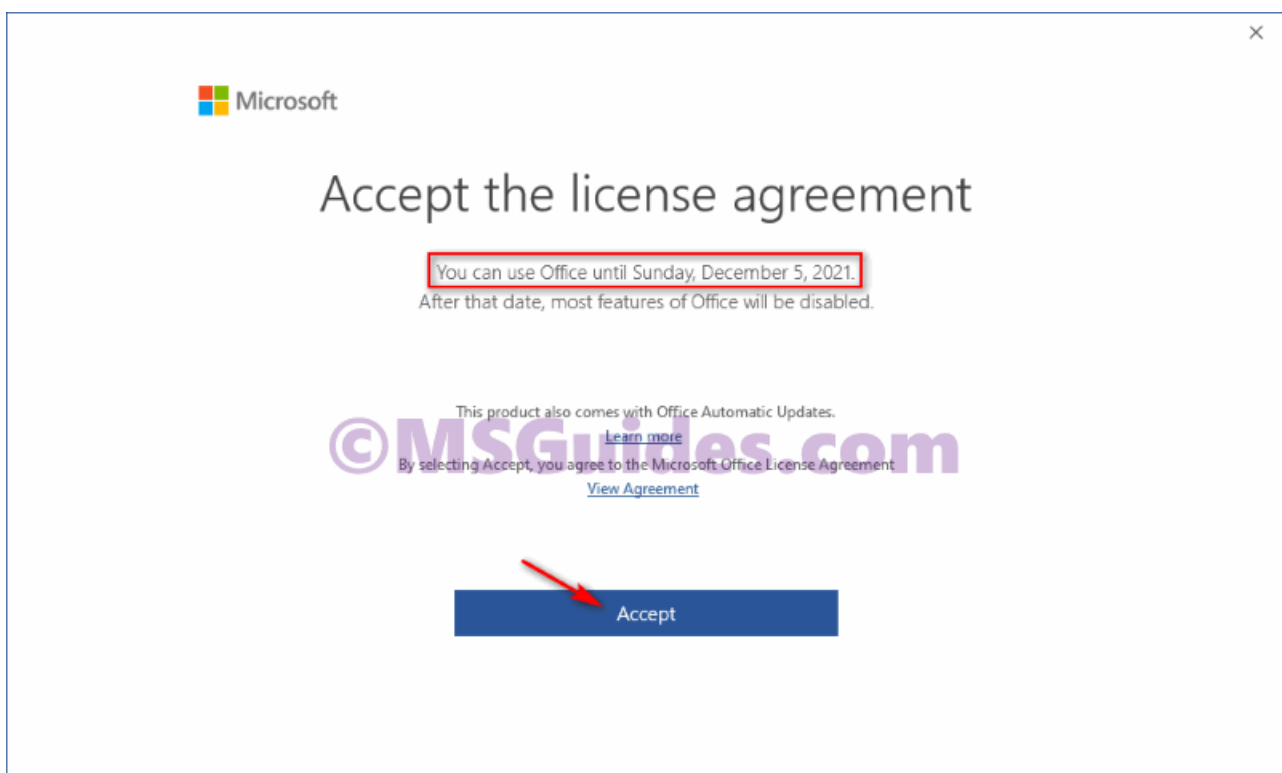
After the installation completes, just open an Office app to verify some basic information. Just skip the product key option by clicking the X button at the top right corner.





Skip Office 2021 product key option

As you can see in the screenshot below, I installed Office Professional Plus 2021 on my PC successfully and the trial license will expire in 7 days.

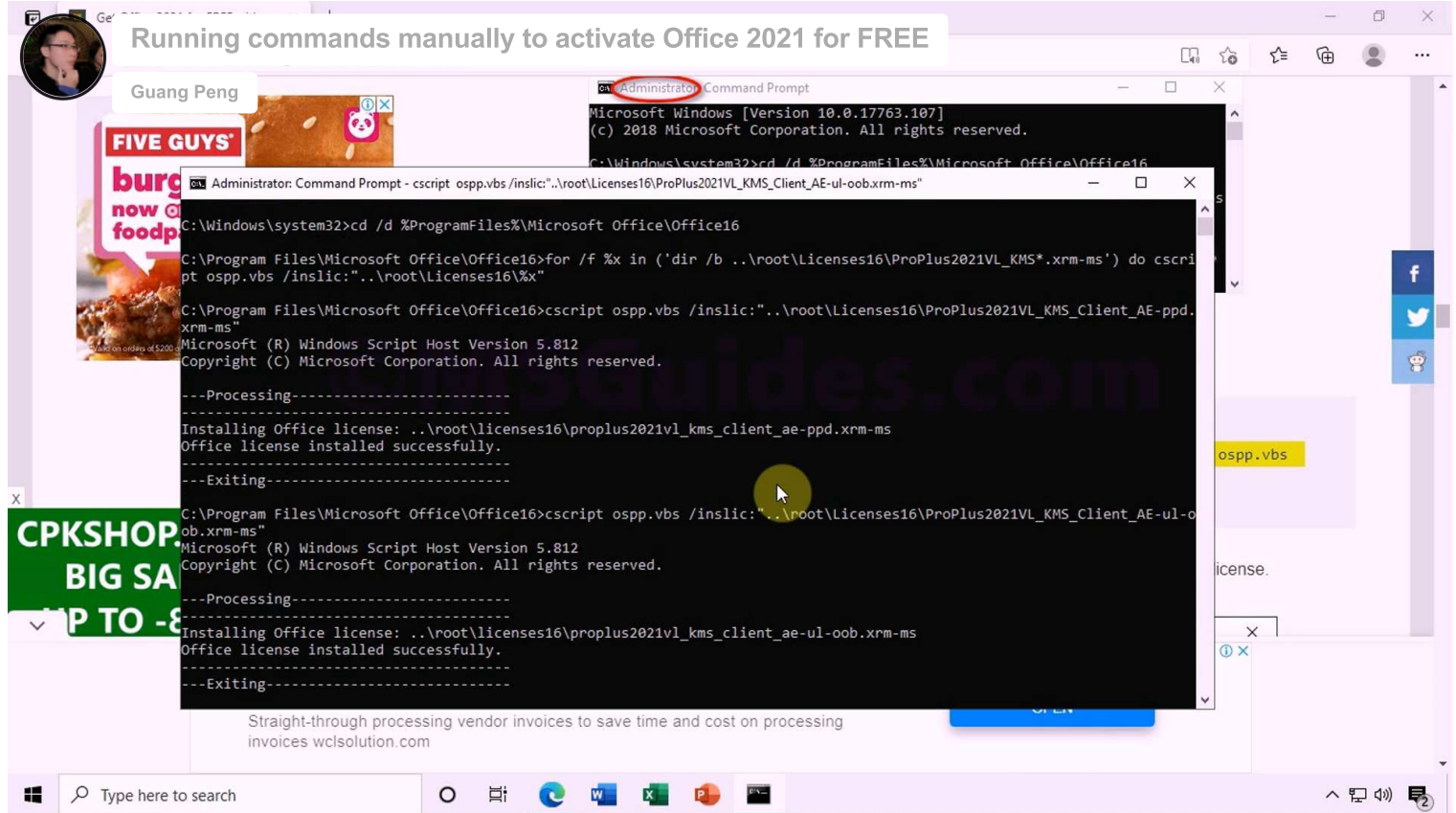


Accept the license agreement of Office 2021

Activate Office 2021 for FREE using KMS client key

Method 1: Running CMD commands manually

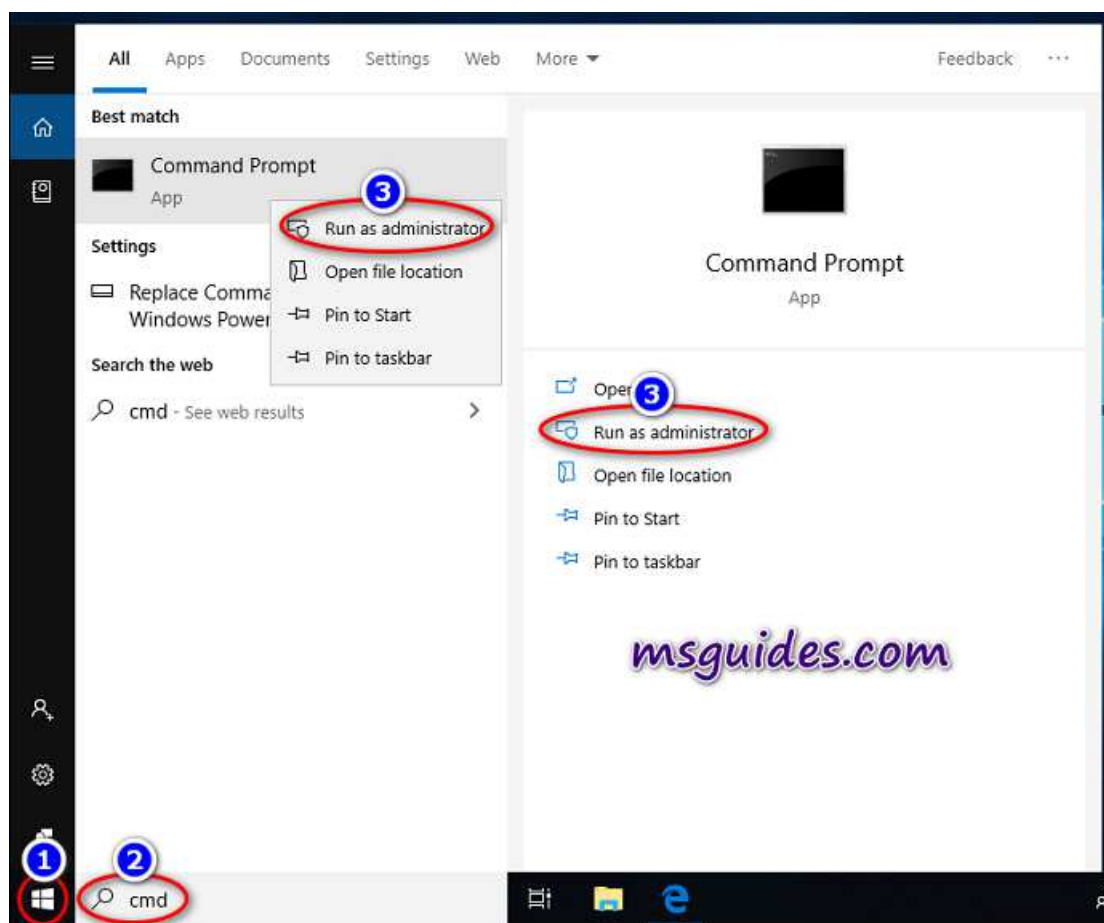




Running commands manually to activate Office 2021

Step 1.1: Open cmd program with administrator rights.

First, you need to [open cmd in the admin mode](#), then run all commands below one by one.



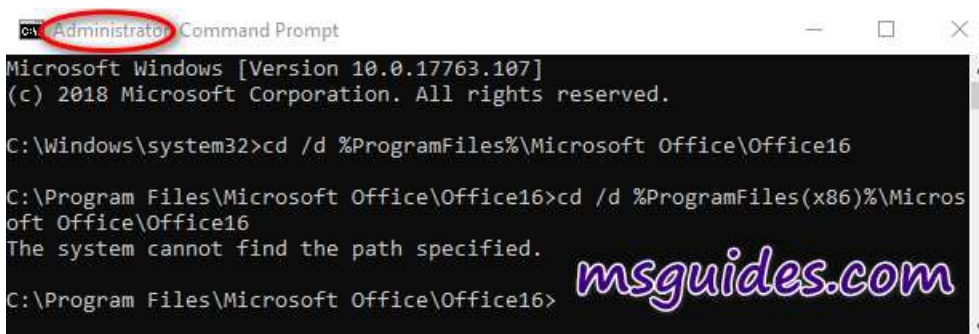
Run cmd program with admin rights

Step 1.2: Get into the Office directory in cmd.



```
cd /d %ProgramFiles(x86)%\Microsoft Office\Office16
cd /d %ProgramFiles%\Microsoft Office\Office16
```

If you install your Office in the ProgramFiles folder, the Office directory depends on the architecture of your OS. If you are not sure of this issue, just run both of the commands above. One of them will be not executed and an error message will be printed on the screen.

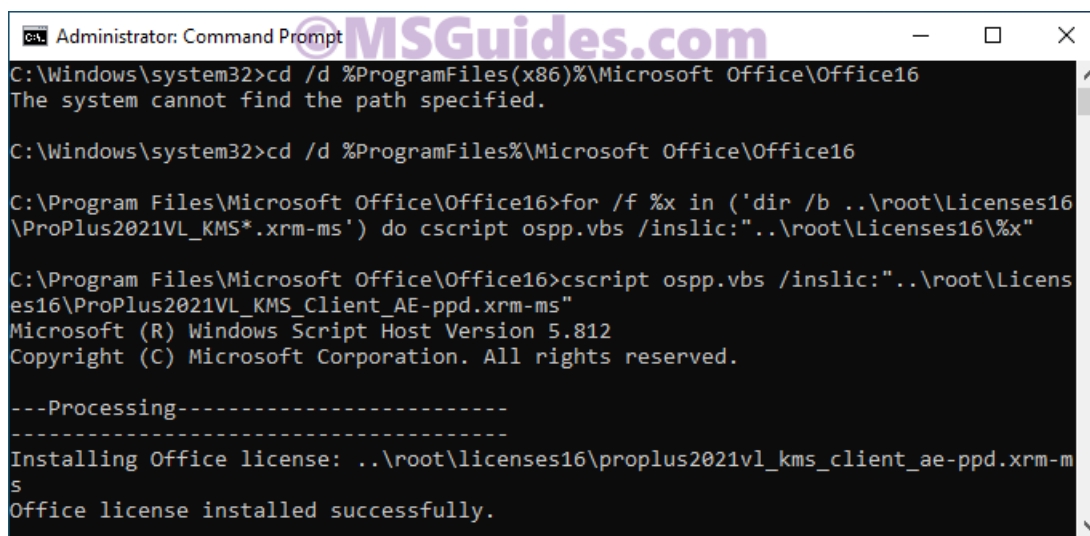


Open location of Office 2021 installed

Step 1.3: Install Office 2021 volume license.

```
for /f %x in ('dir /b ..\root\Licenses16\ProPlus2021VL_KMS*.xrm-ms') do cscript ospp.vbs /inslic:"..\root\Licenses16\%x"
```

This step is required. You can not **install the KMS client product key of Office** without a volume license.



Install KMS volume licenses of Office 2021

Step 1.4: Activate your Office using the KMS key.

Make sure your device is connected to the internet, then run the following commands.

```
cscript ospp.vbs /setprt:1688
cscript ospp.vbs /unpkey:6F7TH >nul
cscript ospp.vbs /inpkey:FXYTEK-NJJ8C-GB6DW-3DYQT-6F7TH
cscript ospp.vbs /sethst:107.175.77.7
cscript ospp.vbs /act
```



```
Administrator: Command Prompt
C:\Program Files\Microsoft Office\Office16>cscript ospp.vbs /act
Microsoft (R) Windows Script Host Version 5.812
Copyright (C) Microsoft Corporation. All rights reserved.

---Processing-----
-----
Installed product key detected - attempting to activate the following product:
SKU ID: cd18ecc0-466a-45d4-8d2e-8c4fa48ae591
LICENSE NAME: Office 21, Office21ProPlus2021R_Grace edition
LICENSE DESCRIPTION: Office 21, RETAIL(Grace) channel
Last 5 characters of installed product key: PG343
ERROR CODE: 0xC004F017
ERROR DESCRIPTION: The Software Licensing Service reported that the license is not
installed.
-----
Installed product key detected - attempting to activate the following product:
SKU ID: fbdb3e18-a8ef-4fb3-9183-dffd60bd0984
LICENSE NAME: Office 21, Office21ProPlus2021VL_KMS_Client_AE edition
LICENSE DESCRIPTION: Office 21, VOLUME_KMSCLIENT channel
Last 5 characters of installed product key: 6F7TH
<Product activation successful>
-----
```

Use act command to activate Office 2021

If you see the error 0xC004F074, it means that your internet connection is unstable or the server is busy. Please make sure your device is online and try the command "act" again until you succeed.

Here is all the text you will get in the command prompt window.

```
C:\Windows\system32>cd /d %ProgramFiles(x86)%\Microsoft Office\Office16
The system cannot find the path specified.
```

```
C:\Windows\system32>cd /d %ProgramFiles%\Microsoft Office\Office16
```

```
C:\Program Files\Microsoft Office\Office16>for /f %x in ('dir /b ..\root\Licenses16\ProPlus2021VL_KMS*.xrm-ms') do cscript
ospp.vbs /inslic:"..\root\Licenses16\%x"
```

```
C:\Program Files\Microsoft Office\Office16>cscript ospp.vbs /inslic:"..\root\Licenses16\ProPlus2021VL_KMS_Client_AE-ppd.xrm-ms"
Microsoft (R) Windows Script Host Version 5.812
Copyright (C) Microsoft Corporation. All rights reserved.
```

```
---Processing-----
-----
Installing Office license: ..\root\licenses16\proplus2021vl_kms_client_ae-ppd.xrm-ms
Office license installed successfully.
-----
---Exiting-----
```

```
C:\Program Files\Microsoft Office\Office16>cscript ospp.vbs /inslic:"..\root\Licenses16\ProPlus2021VL_KMS_Client_AE-ul-oob.xrm-
ms"
Microsoft (R) Windows Script Host Version 5.812
Copyright (C) Microsoft Corporation. All rights reserved.
```

```
---Processing-----
-----
Installing Office license: ..\root\licenses16\proplus2021vl_kms_client_ae-ul-oob.xrm-ms
Office license installed successfully.
-----
---Exiting-----
```

```
C:\Program Files\Microsoft Office\Office16>cscript ospp.vbs /inslic:"..\root\Licenses16\ProPlus2021VL_KMS_Client_AE-ul.xrm-ms"
Microsoft (R) Windows Script Host Version 5.812
Copyright (C) Microsoft Corporation. All rights reserved.
```

```
---Processing-----
-----
Installing Office license: ..\root\licenses16\proplus2021vl_kms_client_ae-ul.xrm-ms
```



```
Office license installed successfully.
-----
---Exiting-----

C:\Program Files\Microsoft Office\Office16>cscript ospp.vbs /setprt:1688
Microsoft (R) Windows Script Host Version 5.812
Copyright (C) Microsoft Corporation. All rights reserved.

---Processing-----
-----
Successfully applied setting.
-----
---Exiting-----

C:\Program Files\Microsoft Office\Office16>cscript ospp.vbs /unpkey:6F7TH >nul

C:\Program Files\Microsoft Office\Office16>cscript ospp.vbs /inpkey:FXYTEK-NJJ8C-GB6DW-3DYQT-6F7TH
Microsoft (R) Windows Script Host Version 5.812
Copyright (C) Microsoft Corporation. All rights reserved.

---Processing-----
-----
<Product key installation successful>
-----
---Exiting-----

C:\Program Files\Microsoft Office\Office16>cscript ospp.vbs /sethst:107.175.77.7
Microsoft (R) Windows Script Host Version 5.812
Copyright (C) Microsoft Corporation. All rights reserved.

---Processing-----
-----
Successfully applied setting.
-----
---Exiting-----

C:\Program Files\Microsoft Office\Office16>cscript ospp.vbs /act
Microsoft (R) Windows Script Host Version 5.812
Copyright (C) Microsoft Corporation. All rights reserved.

---Processing-----
-----
Installed product key detected - attempting to activate the following product:
SKU ID: cd18ecc0-466a-45d4-8d2e-8c4fa48ae591
LICENSE NAME: Office 21, Office21ProPlus2021R_Grace edition
LICENSE DESCRIPTION: Office 21, RETAIL(Grace) channel
Last 5 characters of installed product key: PG343
ERROR CODE: 0xC004F017
ERROR DESCRIPTION: The Software Licensing Service reported that the license is not installed.
-----
Installed product key detected - attempting to activate the following product:
SKU ID: fbdb3e18-a8ef-4fb3-9183-dffd60bd0984
LICENSE NAME: Office 21, Office21ProPlus2021VL_KMS_Client_AE edition
LICENSE DESCRIPTION: Office 21, VOLUME_KMSCLIENT channel
Last 5 characters of installed product key: 6F7TH
<Product activation successful>
-----
-----
---Exiting-----

C:\Program Files\Microsoft Office\Office16>
```





Office 2021 activation successful

Congratulations! The activation was completed successfully.

Method 2: Using my pre-written batch script



Activate Office 2021 for FREE using my pre-written batch script

Guang Peng

03:33

How to activate Office 2021 using my pre-written batch script

This one is not recommended anymore due to [the new update of Microsoft](#).

Step 2.1: Copy the script code below into a new text document.

```
@echo off
title Activate Microsoft Office 2021 (ALL versions) for FREE - MSGuides.com&cls&echo
=====&echo #Project: Activating Microsoft
software products for FREE without additional software&echo
=====&echo.&echo #Supported products:&echo -
Microsoft Office Standard 2021&echo - Microsoft Office Professional Plus 2021&echo.&echo.&(if exist "%ProgramFiles%\Microsoft
Office\Office16\ospp.vbs" cd /d "%ProgramFiles%\Microsoft Office\Office16")&(if exist "%ProgramFiles(x86)%\Microsoft
Office\Office16\ospp.vbs" cd /d "%ProgramFiles(x86)%\Microsoft Office\Office16")&(for /f %%x in ('dir /b
..\root\Licenses16\ProPlus2021VL_KMS*.xrm-ms') do cscript ospp.vbs /inslic:"..\root\Licenses16\%%x" >nul)&echo.&echo
=====&echo Activating your product...&cscript
```




```
//nologo slmgr.vbs /ckms >nul&cscript //nologo ospp.vbs /setprt:1688 >nul&cscript //nologo ospp.vbs /unpkey:6F7TH >nul&set
i=1&cscript //nologo ospp.vbs /inpkey:FXYTEK-NJJ8C-GB6DW-3DYQT-6F7TH >nul||goto notsupported
:skms
if %i% GTR 10 goto busy
if %i% EQU 1 set KMS=kms7.MSGuides.com
if %i% EQU 2 set KMS=107.175.77.7
if %i% GTR 2 goto ato
cscript //nologo ospp.vbs /sethst:%KMS% >nul
:ato
echo =====&echo.&echo.&cscript //nologo
ospp.vbs /act | find /i "successful" && (echo.&echo
=====&echo.&echo #My official blog:
MSGuides.com&echo.&echo #How it works: bit.ly/kms-server&echo.&echo #Please feel free to contact me at msguides.com@gmail.com
if you have any questions or concerns.&echo.&echo #Please consider supporting this project: donate.msguides.com&echo #Your
support is helping me keep my servers running 24/7!&echo.&echo
=====&choice /n /c YN /m "Would you like to
visit my blog [Y,N]?" & if errorlevel 2 exit) || (echo The connection to my KMS server failed! Trying to connect to another
one... & echo Please wait... & echo. & echo. & set /a i+=1 & goto skms)
explorer "http://MSGuides.com"&goto halt
:notsupported
echo =====&echo.&echo Sorry, your version is
not supported.&echo.&goto halt
:busy
echo =====&echo.&echo Sorry, the server is busy
and can't respond to your request. Please try again.&echo.
:halt
pause >nul
```

Create a new text document

Step 2.2: Save this text file as a cmd file. (Eg. 1click.cmd).



Save text file as a cmd script

Name the activation script

Step 2.3: Run the cmd file in admin mode.

Run the activation script as admin

Allow the activation script to make changes to your PC



Activate Office 2021 using my pre written batch script

Step 2.4: Check the activation status again.

Office 2021 activation successful

Done! Your product is activated successfully now.

More information:

Here is the **KMS client key of Office 2021**: FXYTK-NJJ8C-GB6DW-3DYQT-6F7TH.

The Office 2021 KMS license is valid for 180 days only but it can be renewed automatically so you needn't worry so much about the period.

If you would have any questions or concerns, please leave your comments. I would be glad to explain in more details.
Thank you so much for all your feedback and support!

5/5 - (561 votes)

#activating office 2021

#free office 2021 product key

#microsoft office



Always Smile

I am Guang, a freelancer and a blogger. I'm currently managing KMS system, MSGuides blog and 2 tech Youtube channels.

→ [View all my posts](#) | [Support my projects](#)

← PREVIOUS

Activating all versions of Windows Server without a product key

NEXT →

Easy ways to activate Windows 11 for FREE without a product key

Similar Posts

Windows Defender detects my scripts as “HackTool:BAT/AutoKMS”

Fastest way to download latest trial versions of Windows/Office

Leave a Reply

*Your email address will not be published. Required fields are marked **

Comment *

Name *

Email *

☐ Save my name, email, and website in this browser for the next time I comment.



☐ Confirm you are NOT a spammer

639 Comments

Older comments

Random User says:
January 13, 2024 at 5:43 AM

Getting ERROR CODE: 0x80080005

Reply

Mallikarjungouda S Patil says:
January 9, 2024 at 3:02 PM

I’m seeing “Get genuine office, you may be a victim of software counterfeiting” message everytime I open Outlook or other Office application. What do I do?

Reply

DrBob says:
January 9, 2024 at 6:45 AM

Is there a way to “Schedule” an Event (Task Scheduler) to get around the Manual Activation every 180 days?

Reply

DrBob says:
January 9, 2024 at 6:30 AM

- 1) – Those with issues, first uninstall everything that says anything about Office. This includes Office 365 trial junk, etc.
- 2) – Install as listed above. Use the Manual Commands.
- 3) – Enjoy Life

Reply



Ande Meye says:
January 8, 2024 at 4:53 AM

The “accept the license agreement” page has pops up when I try to open word. What should I do?

Reply

DrBob says:
January 9, 2024 at 6:30 AM

Accept

Reply

Older comments

Search ...



RECENT POSTS

Easy ways to activate Windows 11 for FREE without a product key

Get Office 2021 for FREE without a product key

Activating all versions of Windows Server without a product key

How to install and use Project / Visio (2016/2019/2021) without product key

Legal way to use Office 365 totally FREE without paying a dime

Install and activate Office 2019 for FREE legally using Volume license

CATEGORIES

Computer Tips

Microsoft Software Products

